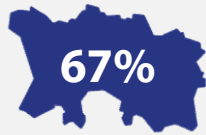
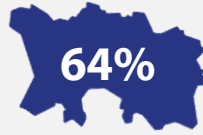


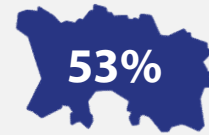
Jersey Cost of Living Survey 2022



Very concerned about poverty and inequality today



Think inequality will get a lot bigger in future



Are having difficulty meeting living costs

Those who have **difficulty meeting living costs** include those who have paid late, had to borrow money, have gone without, or cut back on...



Electricity/heating bills: 24%



Medical: 28%



Housing: 17%



Food: 34%



Transport: 16%



Telecoms: 15%

Or other non-discretionary costs e.g. credit cards, loans, childcare.

Those who have difficulty meeting living costs said...

67%

Noticed a major increase in living expenses in the last 6 months

51%

Expect their financial position to get much worse over the next year

At least twice

as likely* to have noticed a major increase and expect it to get much worse

58%

Could not afford a £100 per month increase in living expenses

Those who have difficulty meeting living costs include...

More than half of those aged <65

63%

Under 40

51%

40-64

38%

65+

59% of females

59%

Female

47%

Male

More than half of households earning up to £80k

71%

Under £40K

55%

£40K-£80K

30%

Over £80K

61% of households with children

61%

Have children

50%

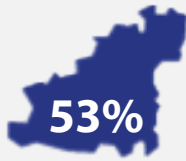
No children



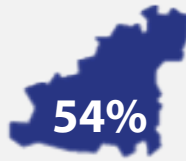
Island Global Research

The survey was completed by 1,443 residents from Jersey. Data collection took place between 5 May and 4 June 2022. *as those who have not had difficulty meeting living costs

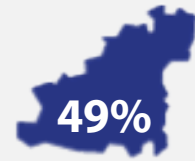
The Bailiwick of Guernsey Cost of Living Survey 2022



Very concerned about poverty and inequality today



Think inequality will get a lot bigger in future



Are having difficulty meeting living costs

Those who have **difficulty meeting living costs** include those who have paid late, had to borrow money, have gone without, or cut back on...



Electricity/heating bills: 22%



Medical: 27%



Housing: 14%



Food: 23%



Transport: 14%



Telecoms: 13%

Or other non-discretionary costs e.g. credit cards, loans, childcare.

Those who have **difficulty meeting living costs** said...

60%

Noticed a major increase in living expenses in the last 6 months

47%

Expect their financial position to get much worse over the next year

At least twice

as likely* to have noticed a major increase and expect it to get much worse

56%

Could not afford a £100 per month increase in living expenses

Those who have **difficulty meeting living costs** include...

More than half of those aged <65

63%

Under 40

51%

40-64

27%

65+

51% of females

51%

Female

46%

Male

More than half of households earning up to £80k

59%

Under £40K

54%

£40K-£80K

30%

Over £80K

60% of households with children

60%

Have children

44%

No children



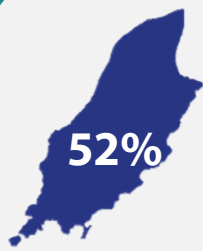
Island Global Research

The survey was completed by 1,214 residents from the Bailiwick of Guernsey. Data collection took place between 5 May and 4 June 2022.

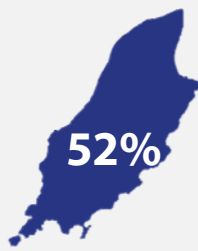
*as those who have not had difficulty meeting living costs

Isle of Man

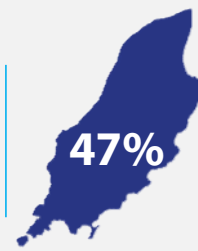
Cost of Living Survey 2022



Very concerned about poverty and inequality today



Think inequality will get a lot bigger in future



Are having difficulty meeting living costs

Those who have **difficulty meeting living costs** include those who have paid late, had to borrow money, have gone without, or cut back on...



Electricity/heating bills: 34%



Medical: 5%



Housing: 9%



Food: 25%



Transport: 16%



Telecoms: 16%

Or other non-discretionary costs e.g. credit cards, loans, childcare.

Those who have **difficulty meeting living costs** said...

73%

Noticed a major increase in living expenses in the last 6 months

54%

Expect their financial position to get much worse over the next year

Around twice

as likely* to have noticed a major increase and expect it to get much worse

58%

Could not afford a £100 per month increase in living expenses

Those who have **difficulty meeting living costs** include...

More than half of those aged <40

58%

Under 40

44%

40-64

38%

65+

51% of females

51%

Female

42%

Male

More than 45% of households earning up to £80K

61%

Under £40K

46%

£40K-£80K

14%

Over £80K

57% of households with children

57%

Have children

43%

No children



Island Global Research

The survey was completed by 1,257 residents from the Isle of Man. Data collection took place between 5 May and 4 June 2022.

*as those who have not had difficulty meeting living costs